

How to Open an Account: Please carefully follow the procedure.

1. Please make sure to read carefully the JBSar EA Terms of Use and Conditions. Please visit the link:

<https://www.jbsarea.com/terms-of-use-conditions/>

Investment Classification

JBSar EA has set configurations for investors ranging from safe to low risk and traders to range from medium to high-risk settings. You should be aware of the significant risks associated with your actions, for which JBSar EA accepts no responsibility.

Initial recommendations: optimized/backtested on these designed for a single EURUSD pair:

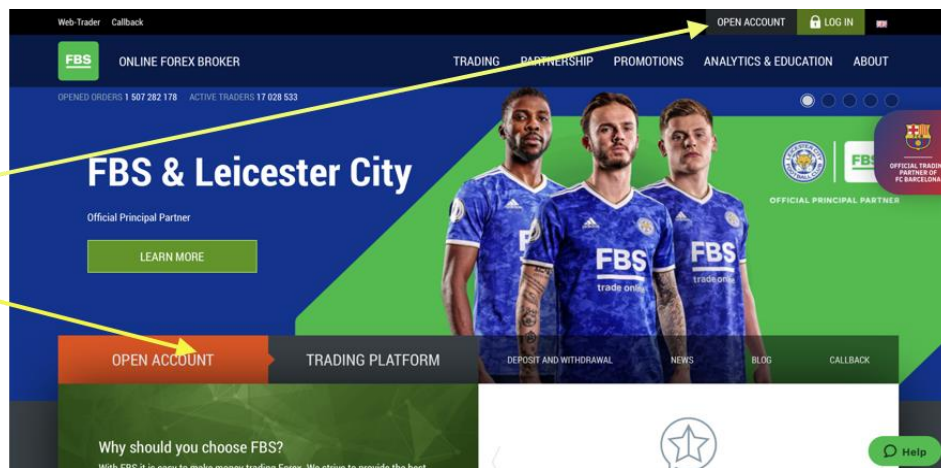
Investor - US\$ 3000 Fixed initial Lot size - 0.03

Trader - US\$1800 or more. It will make the necessary lot size adjustments until it reaches the maximum setting of 0.05.

We strongly advise that you deposit once in a while to keep your accounts growing. Let the robot advantageously execute trades up to the maximum trade size to generate earnings and allow the JBSar EA robot to make a desirable profit even when a massive drawdown occurs.

***Bear in mind that no matter how good the market is, there will always be risks when trading.**

2. Open an account and register as a **trader** at <https://fbs.com/?ppu=18163353> to receive a discount coupon for JBSar EA subscription plans once verified under IB partner connection. This screen appears when you click the link.



3. Confirm your **phone, email** and **identity** to verify your account (Need Valid IDs like Passport, UMID, Driver License, etc.)

4. Create an account on your FBS dashboard.

NOTE: Initially, you will be directed to create an account, but **in MT5 format**, that is fine. Create one and then another **for MT4** as shown below: Click ACCOUNT or click **“+”** sign then OPEN ACCOUNT choose

STANDARD with 1:1000 leverage for above US\$1000 deposit OR **CENT** Account 1:1000 leverage for US\$1000 below.

Open account

Real

Demo

¢ Cent

Perfectly suits those who are starting their way to success on the Forex market

Open account

\$ Standard

For experienced market players making their way to Forex heights

Open account

∅ Zero spread

Designed for those who prefer trading at the fastest speed

Open account

m Micro

Ideal for those who want to calculate their profit precisely

Open account

ECN ECN

For those who want to feel the full power of trading with ECN technologies

Open account

< Dashboard

Open account

MetaTrader version ⓘ

MetaTrader 5

MetaTrader 4

Account currency

USD

EUR

Leverage ⓘ

1:50

1:100

1:200

1:500

1:1000

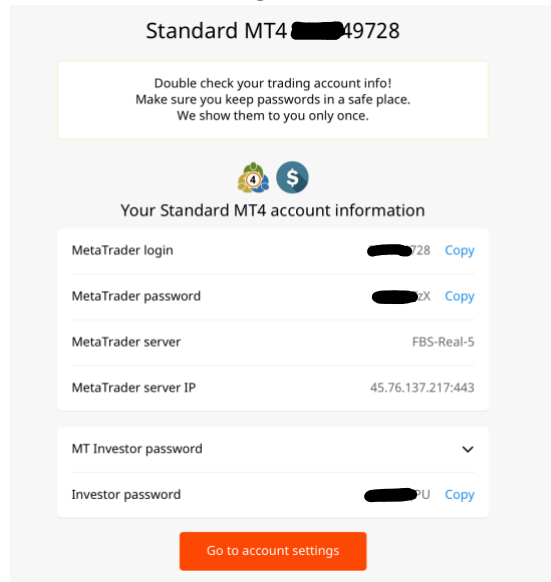
1:2000

1:3000


Open account

Back

5. Save the generated Metatrader4 Login & Password, and the Investor Password.




✓ Wait for the verification email of FBS before you can deposit.



6. Once you receive your email you can start funding your account.

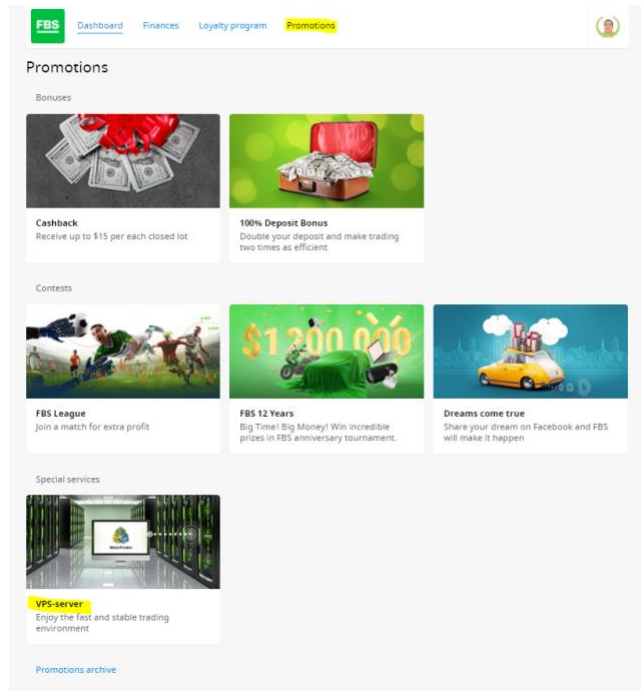
✓ Click **deposit funds**:

- (1) **Bank Cards:** Choose Exactly method then input your **Debit VISA/MASTERCARD** details and amount of deposit.
- (2) **Electronic Payments:** G-Cash with Minimum Deposit of P2500 and Maximum of P10000 per transaction
- (3) **Banks of the Philippines:** Bank Account via Dragon Pay.



How to Avail Free VPS:

1. Click Promotions in the menu.




2. Select VPS-server. Deposit \$450+ and trade 3 lots within the first month of use.

VPS Service

Service description

Make your trading fast, stable, and secure



Service details

Setup a free VPS to protect yourself from power shortages and connection problems that can be critical for your trades. Get a safe environment available 24/7. Once you access your operating system via VPS, use a MetaTrader preinstalled for you with a basic set of advisors and indicators.

Bonus statistics

To use VPS, make a one-time deposit of \$450+

Deposit now

How to get a VPS for free?

1. Deposit \$450+ and trade 3 lots within the first month of use. Continue using the VPS for free provided that you trade at least 3 lots (1 lot on a Cent account = 0.01 standard lot) each month. Keep in mind that when you trade Stocks (available only in MetaTrader5), 1 lot = 0.1 standard lot. Consider it when you fulfill the bonus conditions.
2. Request the service by clicking the Set up VPS button.

Important notice

- If you don't trade 3+ lots, FBS will charge you with \$33 for the next month. The fee is deducted from the account specified at the server setup. If this account has insufficient funds, FBS reserves the right to withdraw \$33 from your other existing account. Lots traded on ECN account are not counted.
- The service is disabled when no funds are available on all your accounts, and the trading volume condition is not fulfilled
- If you activated VPS once and then happen to cancel it, to reactivate VPS, you have to deposit \$450+ again.

Important notice

- If you don't trade 3+ lots, FBS will charge you with \$33 for the next month. The fee is deducted from the account specified at the server setup. If this account has insufficient funds, FBS reserves the right to withdraw \$33 from your other existing account. Lots traded on ECN account are not counted.
- The service is disabled when no funds are available on all your accounts, and the trading volume condition is not fulfilled
- If you activated VPS once and then happen to cancel it, to reactivate VPS, you have to deposit \$450+ again.


How to Set-up:

1. You need to provide us these details to set-up your robot in your account.
 - a. Metatrader4 Login
 - b. Metatrader4 Password
 - c. VPS IP Address
 - d. VPS User and Password

Make your trading fast, stable, and secure

Server info

Account specified for payments

 Cent MT5 19278873
\$0.01

IP Address 136.244.98.1

Username Administrator

Password *****

Location	Amsterdam
RAM	4096 MB
Storage	Virtual 80 GB
OS	Windows 2012 R2

[Cancel server](#)

2. After that, we will inform you if your account is ready to go.
3. You can also check and access your VPS.

Note:

You also need to request for Swap Free to Support@fbs.com

What is Swap?

Swap is the amount of money you receive or pay for holding a position overnight. It is formed based on central banks' interest rates of those countries whose currencies you trade. Swap can be positive or negative.

How does it work?

When buying the [EUR/USD](#) currency pair, you borrow USD to buy EUR.

Let's suppose the Federal Reserve interest rate is 1.5%, and the rate of the European central bank is 0.5%.

If you borrow \$100,000 from the Central Bank of America to deposit €95,000 to your account in the Central Bank of Europe, then each time transferring positions through midnight you'll pay 1.5% rate for your loan in the Central Bank of America and receive 0.5% interest on your deposit in the European Central Bank.

0.5% (you receive) - 1.5% (you pay) = -1% . It means that you will have to pay the fee for holding a position overnight.

In the case you borrowed the currency with a lower interest rate comparing to the currency in what you invested, you would receive this fee on your account every night while you hold a position.

However, not all traders can get or pay such a fee. That's why [FBS offers swap free](#) option.

What is Swap Free?

Swap Free is an option to have an account free from fees. It means you will neither receive nor pay the swap (fee).

Who can have this option?

According to the Islamic faith, Muslim traders are prohibited to receive or pay interest. This service is for them.

Is Swap Free service available for all trading instruments?

Swap Free service is available for all trading instruments apart from those in the [Forex Exotic](#) and [CFD](#) categories.

How to get Swap Free account?

To [activate the Swap Free](#) option, contact our 24/7 support team.

EMAIL SAMPLE:

Swap Free Request 



Juan Dela Cruz <1delacruz@email.com>

to support ▾

Hi, Good day,

I would like to apply for a swap free account with all my trading accounts linked with this email.

Please see attached ID that I used for my account verification.

Thank you. Regards

Juan D.



FBS Support <support@fbs.com>

to me ▾

 Images are not displayed. [Display images below](#) - Always display images from [support@fbs.com](#)

##- Please type your reply above this line -##

Dear friend!

Thank you for reaching out to us. We have received your request

(1283792). We are experiencing a delay in ticket responses right now. If you'd like a **fast response**, please Chat with us right in the applications or on our web site.

In the meantime, you can check our Help Center. There you can find a lot of useful articles that might help solve your issue while you wait: <https://support.fbshelp.com/hc/>

Here are some great articles that may help:

Do any of these articles answer your question?

[I want to delete my account](#)

Please, be informed that FBS does not close any accounts for you to able to restore access to them at any time.... [Read more](#)